



UNIVERSITY OF
OREGON

Student Success Update

Board of Trustees Meeting

September 10, 2020

Doneka R. Scott, Pharm.D., MA, Vice Provost for Undergraduate Education and Student Success

Yvette Alex-Assensoh, Ph.D., Vice President for Equity and Inclusion

Sung-Woo Cho, Ph.D., Research Associate Professor, College of Education

Our students will **graduate** from University of Oregon having had a **positive experience** and will be **well educated, socially responsible, and career ready.**



COVID-19 and Student Success

Policy Changes Made to Support Students

- Grading option changes
- Graduation extension
- First-day mandatory attendance
- Disqualifications

Impact of COVID-19 Survey

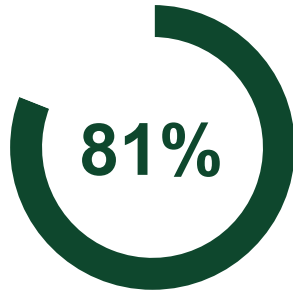
- Student Experience in the Research University (SERU) survey
- Conducted in **Spring Term 2020**
- Sent to nearly 17,000 undergraduates and 3,800 graduate students in June
- Undergraduate response rate **23%** (3,859 undergraduates responded)



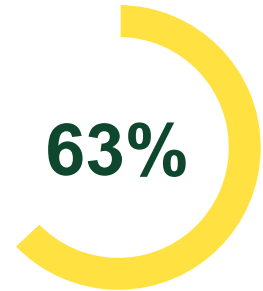
Our Students in Spring Term 2020

72% of students reported **satisfied or very satisfied with UO's overall response** to the COVID-19 pandemic.

Satisfied or very satisfied with support received from instructors to successfully learn remotely



Satisfied or very satisfied with overall quality of courses that were moved online



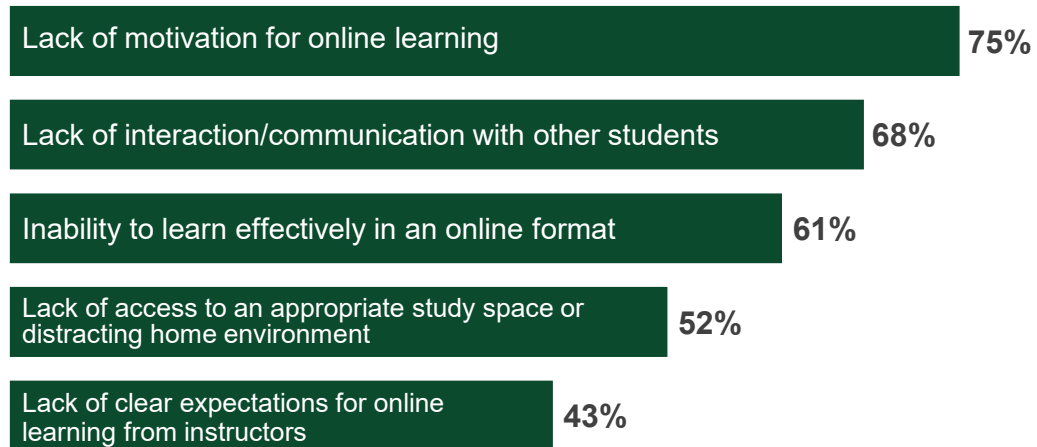
Source: Student Experience in the Research University Impact of COVID-19 survey (June 2020)



Our Students in Spring Term 2020

Over 96% of students reported one or more **obstacles to learning.**

TOP 5 OBSTACLES



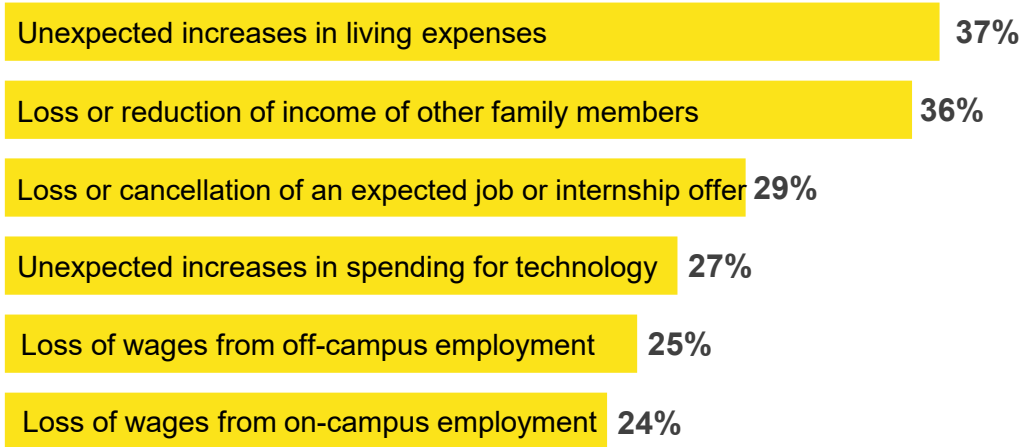
Source: Student Experience in the Research University Impact of COVID-19 survey (June 2020)



Our Students in Spring Term 2020

Four out of five students experienced some form of **financial hardship** during the pandemic.

FINANCIAL HARDSHIP



Source: Student Experience in the Research University Impact of COVID-19 survey (June 2020)



Our Students in Spring Term 2020

22.4% of respondents indicated that they had made use of **emergency funding services** (e.g., Students In Crisis Fund, Edmunson Davis Scholarship, CARES Act, Emergency Loan)

Source: Student Experience in the Research University Impact of COVID-19 survey (June 2020)

Students In Crisis Fund in Spring Term 2020

1,293 applicants

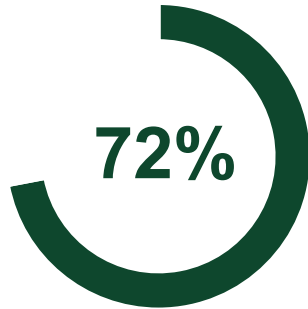
966 awarded students

93% of students who received the Students in Crisis Fund are enrolled in Fall 2020, have graduated, or applied for graduation

(as of 8/19/20)

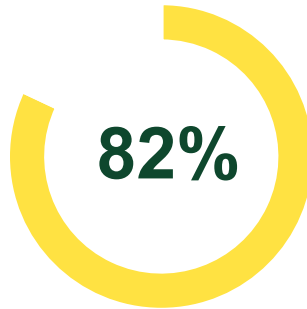


Our Students in Spring Term 2020



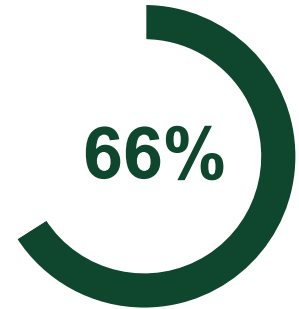
72%

I feel **valued** as an individual at the UO



82%

I feel that I **belong** at the UO



66%

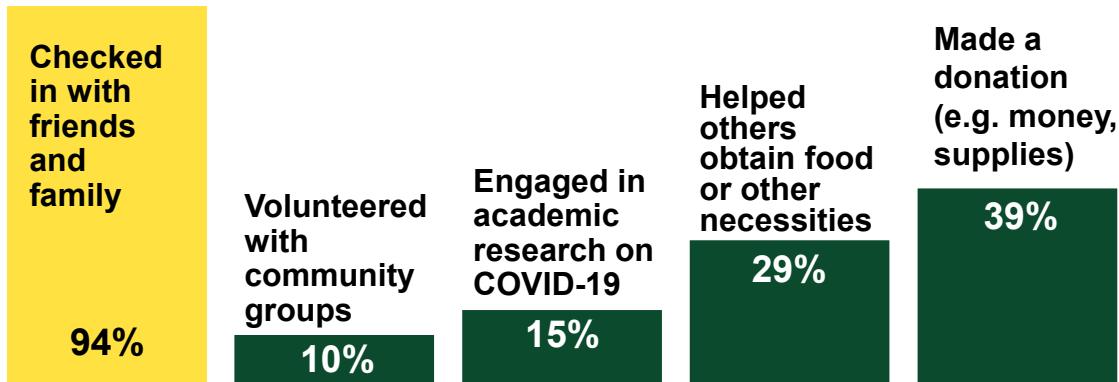
I feel that UO **supported** me during the COVID-19 pandemic

Source: Student Experience in the Research University Impact of COVID-19 survey (June 2020)



Our Students in Spring Term 2020

More than 95% of students found ways to support their community.



Source: Student Experience in the Research University Impact of COVID-19 survey (June 2020)



Our Students in Spring Term 2020

92% of respondents plan to **continue their education at UO** in fall 2020.

15% of respondents indicated that the pandemic will delay the term they intended to graduate

8% of respondents plan on **not returning or are unsure about returning.**

Top reasons for not returning:

1. Financial constraints
2. Concerns for all courses being online
3. Experience at UO during the pandemic

Source: Student Experience in the Research University Impact of COVID-19 survey (June 2020)

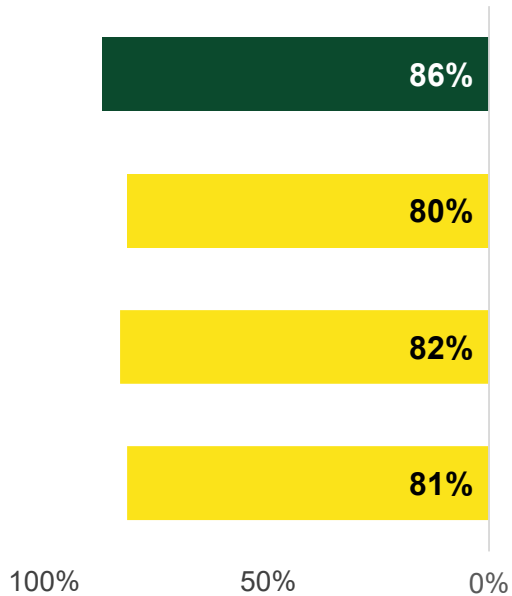


Opportunity Gap

0

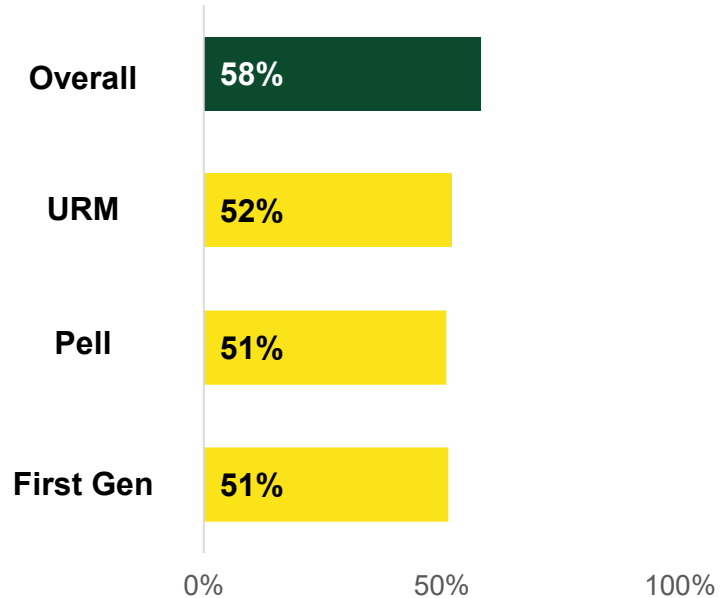
1st-Year Retention

2016-18 First-time, Full-time cohorts



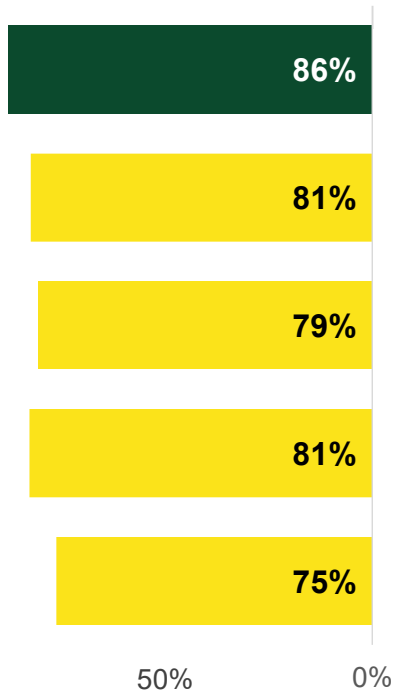
4-Year Graduation

2013-15 First-time, Full-time cohorts



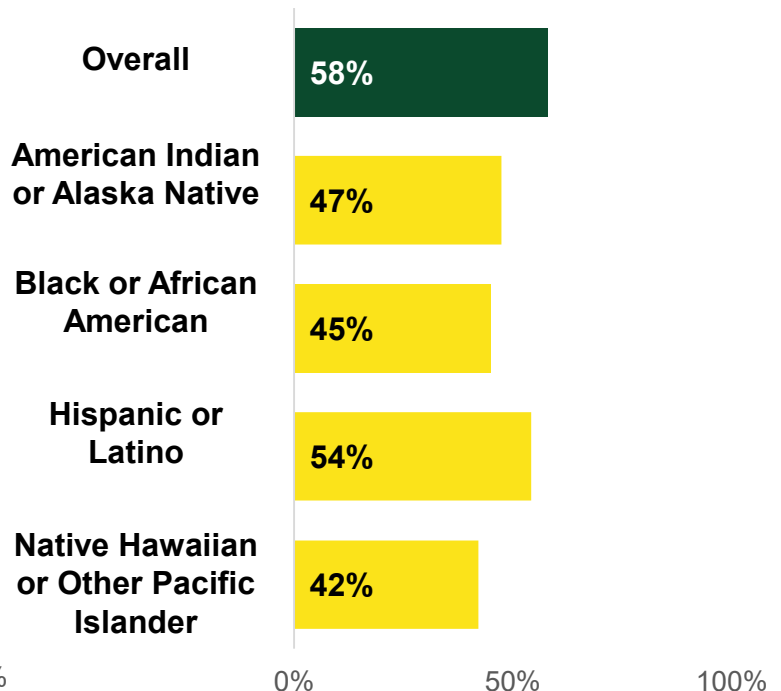
1st-Year Retention

2016-18 First-time, Full-time cohorts



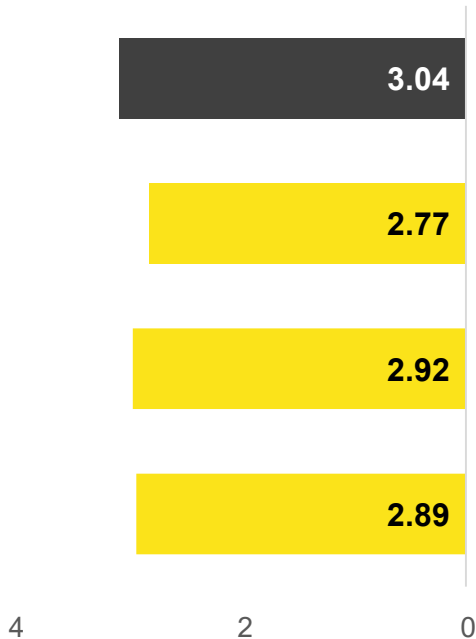
4-Year Graduation

2013-15 First-time, Full-time cohorts



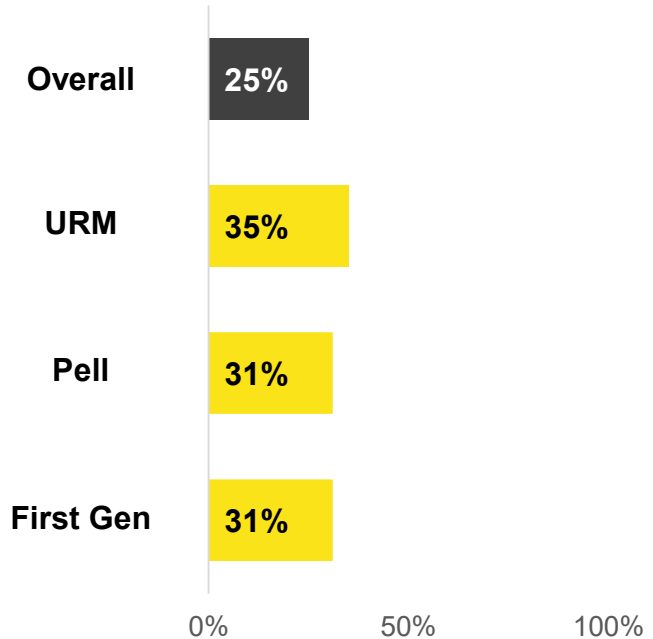
First Term GPA

Average GPA of 2019 First-time, Full-time cohort



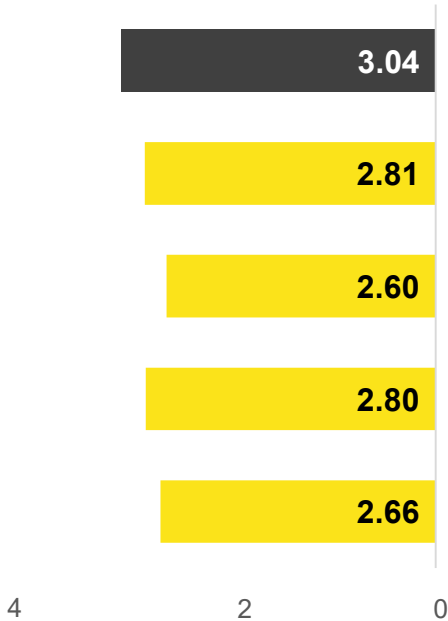
First Term DFNW

% of students in 2019 First-time, Full-time cohort who received a DFNW during their first term



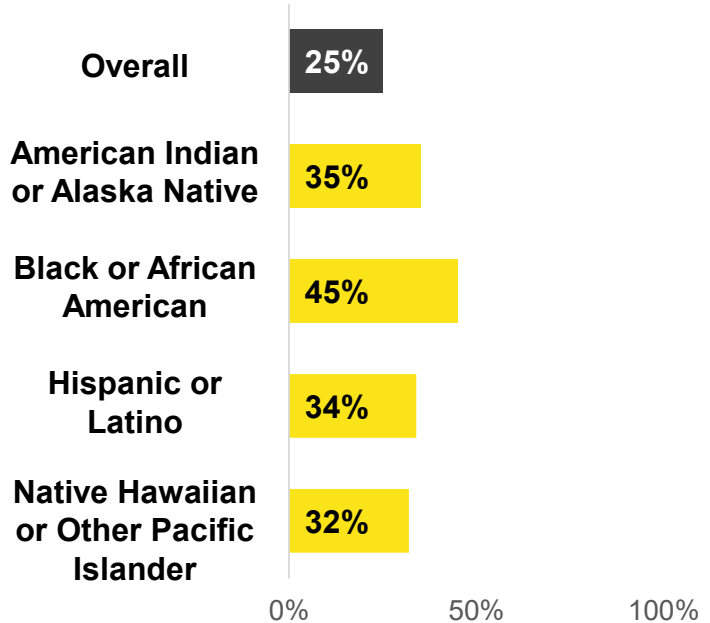
First Term GPA

Average GPA of 2019 First-time, Full-time cohort



First Term DFNW

% of students in 2019 First-time, Full-time cohort who received a DFNW during their first term



Degree Progress

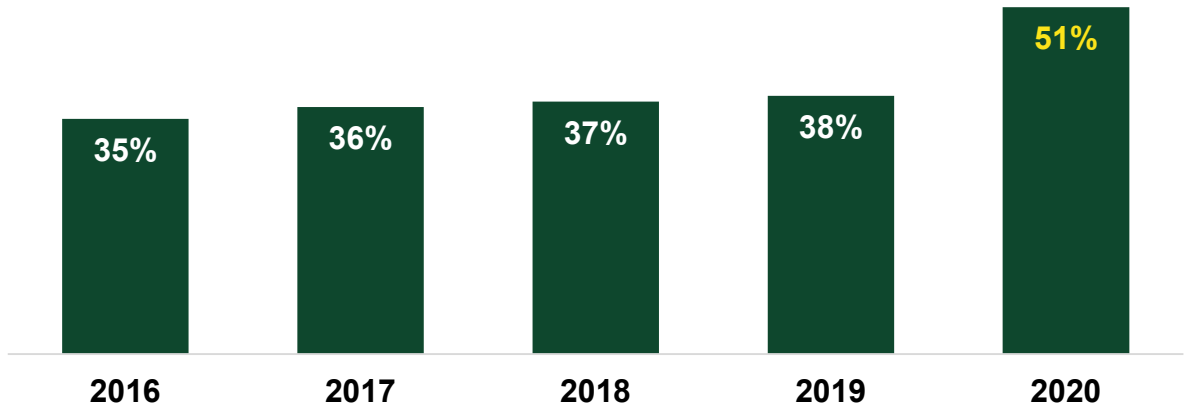
	Average number of credits attempted and completed at the end of Year 3*			Time to degree** (in years)
	Total credits attempted	Total credits completed	% credits completed	
Overall	161	150	93%	4.05
American Indian or Alaska Native	157	147	94%	4.31
Black or African American	157	140	89%	4.28
Hispanic or Latino	157	145	92%	4.10
Native Hawaiian or Other Pacific Islander	154	144	94%	4.36

*2017 First-time, Full-time cohort

**2018-19 UG graduates



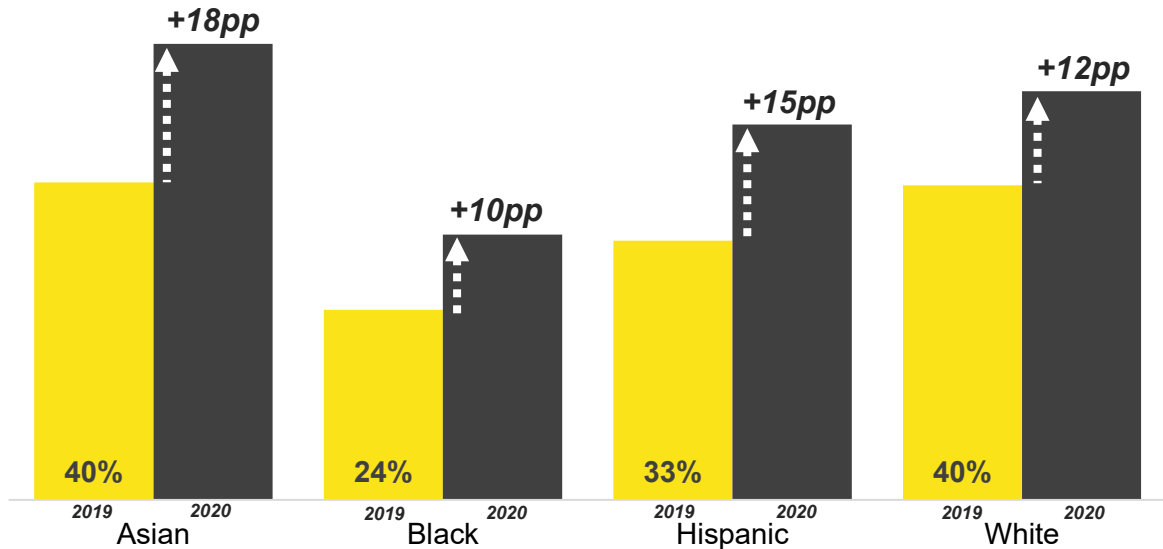
A-/A/A+ Grades Awarded in Spring Term



P/NP awarded	16%	16%	15%	15%	16%
--------------	-----	-----	-----	-----	-----



A-/A/A+ Grades Awarded in Spring Term by Race



Closing the Opportunity Gap Framework

Division of Undergraduate Education and Student Success

Division of Equity and Inclusion



Areas of Opportunity Gaps

Grades

**Credits
attempted
and received**

**4-year
graduation
rates**

**6-year
graduation
rates**

**Graduate
school
admissions**

**Disciplinary
actions**

**Awards,
recognition,
scholarships,
aid at UO**

**External
honors,
fellowships,
etc.**

**Disproportio-
nate impacts
of COVID-19**

**Sense of
belonging**

Potential Causes of Opportunity Gaps

**Potential faculty bias
(conscious and unconscious)**

**Underprepared
for college-level
course work**

**Lack of
culturally
competent
support**

**External social
and political
environment
induced trauma**

**COVID-19
related
disparities**

**Campus climate
and sense of
belonging**

**Community
climate and
sense of
belonging**

Strategy and Intervention Examples

Potential faculty bias
(conscious and
unconscious)



- Ongoing faculty development
- Updating faculty pedagogy

Underprepared for
college-level course work



- Supplemental instruction
- Targeted advising support

Thank you!